



# Kindergarten Packet Answer Key

S-Blends

Name \_\_\_\_\_

There are eight two-letter  
S-Blends: sc, sk, sl, sm, sn, sp, st,  
and sw.

### Lesson 45: S-Blends

Read each slide and word. Write each word one time.  
Mark each Blend with an arc and each word with an x  
under the vowel.

sca  
┌───  
└───>

scat scat  
┌───┐ ┌───┐  
└───┘ └───┘  
x x

ski  
┌───  
└───>

skip skip  
┌───┐ ┌───┐  
└───┘ └───┘  
x x

sle  
┌───  
└───>

sled sled  
┌───┐ ┌───┐  
└───┘ └───┘  
x x

smo  
┌───  
└───>

smog smog  
┌───┐ ┌───┐  
└───┘ └───┘  
x x


Name \_\_\_\_\_

There are eight two-letter  
S-Blends: sc, sk, sl, sm, sn, sp, st,  
and sw.

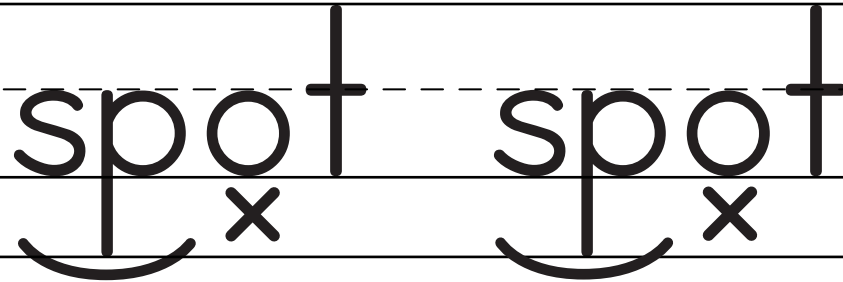
### Lesson 45: S-Blends

Read each slide and word. Write each word one time.  
Mark each Blend with an arc and each word with an x  
under the vowel.

sna  


snap snap  


spo  


spot spot  


ste  


stem stem  


swi  


swim swim  


Name \_\_\_\_\_

S-Blends can come at the ends of words, too. Some words begin and end with a Blend.

### Lesson 45: S-Blends

Write and mark each word one time. Then read the word.

just just










mask mask

crisp crisp

best best

risk risk

# Comprehension Questions

	Questions/Answer	Answered Correctly	Question Type
1	<p>Which picture shows Spud running?</p> <p>a.  b. </p> <p>c. </p>		Vocabulary
2	<p>Which picture shows Spud swimming?</p> <p>a.  b. </p> <p>c. </p>		Vocabulary
3	<p>Which picture shows Spud resting?</p> <p>a.  b. </p> <p>c. </p>		Vocabulary
Total			___/3

Reading Horizons Discovery® Spelling Lesson Week 5  
Sort and Spell 1

<b>SC, SK, SL, and SM Blends</b>			
<b>SC</b>	<b>SK</b>	<b>SL</b>	<b>SM</b>
scat	mask	slug	smug
scab	skip	slam	smog
scan		slip	

Reading Horizons Discovery® Spelling Lesson Week 5  
Sort and Spell 2

SN, SP, ST, and SW Blends			
SN	SP	ST	SW
snap	spin	stop	swim
snip	crisp	fast	
		crust	
		stem	
		list	