



Kindergarten Packet

Special Vowel Combination -LL

Name: _____

Welcome to the *Reading Horizons Discovery*[®] Kindergarten Weekly Student Packet! In this packet, you'll find activities that students can do independently along with some activities that require the help of a fluent reader. Activities will vary from week to week, but each packet will include a combination of activities described below.

Most Common Words Cards

Most Common Words are words that appear so frequently in writing that students should know them by sight. Simply have the student read the words aloud to help them practice rapid recognition skills.

Transfer Cards and Whole Class Transfer Cards

These cards are designed to help students practice a particular reading skill that they've learned. They can be used a variety of ways. Consider the following ideas:

- Point to each word (in order or randomly) and have the student read it.
- Read the word aloud and have the student write the word on a piece of paper.
- Have the student illustrate the sentences on the cards.

***Reading Horizons Discovery*[®] Kindergarten Little Books**

Each skill lesson contains an accompanying Little Book showcasing words that include skills learned in the lesson. Encourage the student to read the book aloud to you. Then, read each comprehension question and allow the student to point to the correct response.

Practice Pages

Instructions at the top may need to be read to the student.

Sort and Spell Activities

In the Sort and Spell activities, the words can be cut out and moved into the appropriate columns on the sort page. The student could also use the words in the bank as a reference and write the words into the correct columns.

Cloze Passages

The student should use the words on the second page of the activity to fill in the blanks on the first page. The passages are designed to include only words that the student has learned the necessary skills to read independently.

Writing Prompts

Designed to help students write using skills they've learned, writing prompts may need to be read to the student by a fluent reader.

Building Words Activities

The student should cut out the accompanying letter cards. A fluent reader should read the Building Words Activity script aloud to the student while the student uses the cards to spell the words. In some cases, it may be smart to break this activity up into two sessions to avoid overloading the student. The Building Words Transfer Card uses words from the Building Words Activity in sentences designed to help students practice reading skills.

Games

Engaging games such as Bear It and the Blends Game are great tools for helping students practice their skills in a fun way. When games are included, you'll find the instructions along with all the necessary components to play. Consider storing the game components (such as Blends cards) for future use.

Happy Reading and Spelling!

The Reading Horizons Team

There are more than enough activities in each packet to keep a child engaged. You may find that the teacher will assign only certain pages each week. She or he may also send these packets home for a two week period. Be sure to follow whatever instructions are communicated by the teacher.

For more information, contact your teacher at _____.

Name _____

When *ls* are doubled following a vowel, they are called Special Vowel Combinations. The vowel and the double *ls* are joined by an arc: all. A has a new sound; it is /ɔ/, as in *tall*. O is /ō/, as in *roll*.

Lesson 50: Special Vowel Combination -LL

Read each Special Vowel Combination. Then copy, mark, and read each word one time.

all
x

tall
x

ell
x

well
x

oll
x

roll
x

ull
x

gull
x

Name _____

This activity practices writing
and rhyming words ending with
Special Vowel Combination -LL.

Lesson 50: Special Vowel Combination -LL

Choose letters from the box, and write them in the
blanks to make words that rhyme.

f
h

fill fill

b
t

ell ell

c
w

all all

The Gull



Kindergarten Chapter 2
Lesson 50: Special Vowel Combination -LL
Lexile® Measure: 200L



Reading Horizons Discovery® Little Books are decodable texts that were designed to facilitate automaticity and fluency in beginning readers while reading connected text. At least 90% of the words in each *Reading Horizons Discovery*® Little Book correlate with the sequence of skills taught in the Reading Horizons® methodology, including the Most Common Words lessons. In addition to these decodable texts, it is recommended that teachers utilize a variety of text forms during literacy instruction in order for students to accurately read and comprehend text.

Printed in the United States of America

Copyright © August 2016 by Reading Horizons

No part of this publication may be reproduced, stored in a retrieval system, or transmitted in any form or by any means, electronic, mechanical, photocopying, recording, or otherwise, without the prior permission of the copyright owner.

ISBN 978-1-62382-208-8



This is Bill.

3



He grills hot dogs.

4



This is Jill.

5



Jill can smell the hot dogs.

6



Jill gets a hot dog from Bill.

7



Then a gull grabs the hot dog from Jill!

8




Bill lets Jill have
the last hot dog.

9



Yum!
Jill is full.

10



And the gull is full.

11

The End

12

Comprehension Questions

1. Which picture shows where this story happens?




2. Which picture shows the problem in the story?



13

3. Which picture shows a grill?



14

Skill Words

Bill
full
grill(s)
gull
Jill
smell

Most Common Words

a
and
from
have
he
is
the
this

Challenge Words

then

15

Reading Horizons Discovery® Spelling Lesson Week 8
Sort and Spell 1

Rhyming Words		
-ell	-oll	-all
-ull	-ill	

Word Bank

ball

bell

full

hall

ill

mall

roll

tall

well

will

Page intentionally left blank.

Name _____ Date _____

Using the words in the Word Sort, fill in the blanks to complete the sentences below.

1. A ball will not _____ up a hill.

2. We will go to the _____.

3. Grip the bat when you hit the _____.

Name _____ Date _____

Using the words in the Word Sort, answer the questions below.

1. Which word from the sort rhymes with the word *gull*?

2. How many words in the sort rhyme with the word *all*?

Reading Horizons Discovery® Spelling Lesson Week 8
Special Vowel Combination -LL
Writing Prompt: Narrative

Name _____ Date _____



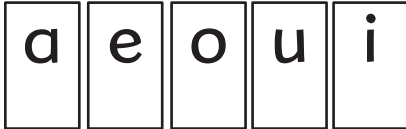
Write about a time when you fell. Tell what happened first, next, and last.

Review Activities Lesson Week 8

Building Words Review Activity for Spelling Lesson Week 8 Special Vowel Combination -LL

42 Sounds Cards (one of the following for each student):

Vowels



Consonants



Skill Review

For skill information, see Grade 1 Instructor Cards for Spelling Lesson Week 8.

Building Words

Let's start by spelling words with the Special Vowel Combination *-LL*, using the sound cards.

1. Use three letters to spell the word **all**. We need *all* students to help.
2. Add a consonant to the beginning of *all* to spell the word **wall**. He put the picture on the *wall*.
3. Use three letters to spell the word **ill**. I feel *ill* this morning.
4. Add a Blend to the beginning of *ill* to spell the word **skill**. Her strongest *skill* is running.
5. Change the word *skill* to the word **skull**. A helmet will protect your *skull*.
6. Change the word *skull* to the word **dull**. All of these pencils are very *dull*.
7. Use four letters to spell the word **roll**. Don't let the ball *roll* off the table.
8. Use six letters to spell the word **scroll**. Use the mouse to *scroll* down the page.
9. Use four letters to spell the word **sell**. The workers *sell* food at the baseball game.
10. Change the word *sell* to the word **dwell**. The people *dwell* in a village by the river.

Beat the Clock

Ask students to use the sound cards from this lesson to form as many words as they can in a specific amount of time (1-5 minutes depending on the needs of your students and available time).

Bonus Activity

Have students write one sentence using as many words from the lesson as they can.

Transfer

Have students read the words and the sentence from Building Words Transfer Card Lesson Week 8. Check for accuracy and automaticity.

Review Activities Lesson Week 8

Building Words
Review Activity for Spelling Lesson Week 8
Special Vowel Combination -LL

A	E	O	U	I	C	D	K
L	L	R	S	W			

k d c i u o e a

w s r l l

Spelling Lesson Week 8

Building Words Transfer Card 1

Words:

all	wall	ill	skill	skull
dull	roll	scroll	sell	dwell

Sentence:

All of the balls fell from a tall wall.

